

PHILIPS

SmartMeeting

PSE0302

360° 立体拾音

多功能视讯会议系统



使用手册

User manual

欢迎

欢迎来到飞利浦世界！您能选择和购买飞利浦的产品，我们非常高兴。您可在我们的官方网站上获得飞利浦公司的全方位技术支持，如：使用手册、软件下载、保修信息等。

www.philips.com/support

产品特点

- 本产品是一款便携式的会议麦克风。采用先进的音频处理技术，具有360° 全向拾音的特性，声音处理更细腻，有效抑制环境噪音和回声的影响，适用于差旅便携会议，产品特点如下：
- 采用4麦克风环形矩阵，360° 全向拾音。
 - 无线实时文件传输，支持基于大模型 AI 的高效高品质会议总结，一键转发会议记录。
 - 采用高质量麦克风，捕捉细微的声音，采样率达16KHz/16bit。
 - 支持级联功能。
 - 采用全双工通讯技术，带来更优质的通话体验。
 - 采用时尚的设计元素，更加适合现代化应用场景。

安全信息

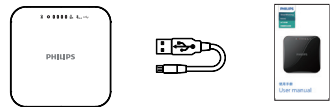
在使用和操作设备前，为确保设备性能最佳，并避免出现危险或非法情况，请遵循各项电气安全规定和适用的法律。

注意

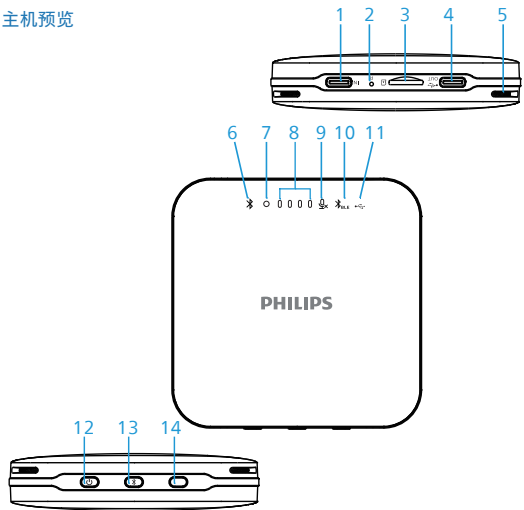
- 如果电脑中外接设备比较多，需要在系统声音设置中，把输入输出设备设置成 PSE0302。
- 建议使用 Windows 7 及以上版本系统，较低版本系统可能需要安装 USB 万能驱动，同时兼容性可能会比较差，从而影响 PSE0302 的使用效果。
- 麦克风阵列正常工作状态下，短按电源键，实现静音功能，此时静音指示灯亮，将不会把音频输出给其它设备；在静音状态下，短按电源键，麦克风阵列拾音恢复正常，此时静音指示灯灭，恢复将音频输出给其它设备。

您的设备

设备包含



主机预览



- | | |
|------------------|--------------------|
| 1 级联输入口 | 8 电量指示灯 |
| 2 复位键 | 9 静音指示灯 |
| 3 TF卡槽 | 10 BLE蓝牙指示灯（APP数据） |
| 4 USB口/级联输出口/充电口 | 11 读卡模式指示灯 |
| 5 麦克风（4个） | 12 电源键 |
| 6 经典蓝牙指示灯（麦克风） | 13 蓝牙按键 |
| 7 录音指示灯 | 14 录音键 |

使用说明

下载/使用APP

- 1. 扫描二维码，选择对应的系统下载安装 app；



APP 名称：飞利浦智能会议
URL: http://apihk.car-boy.com.cn:6688/panorama/app/pse/pse_smartmeeting.html

- 2. 安装完成后，首次使用请手机号码注册，注册完成后，使用手机号码登录；
- 3. 登录完成，设备开机；点击开始连接设备，设备蓝牙名称为：PSE0302BLE_XXXXXX
- 后 6 位对应机器唯一随机码；
- 4. 设备连接成功后，进入到录音主界面

注：连接成功后会默认把该台设备绑定到当前账号下，其他账号要使用该设备，需要在当前账号的“个人中心->我的设备”中，解绑该蓝牙名称的设备，才能被绑定使用。

录音控制

支持控制设备录音开始，暂停，结束。

录音设置

可设置录音自动保存分段时间，可校准设备时间，可查询容量，断开设备连接。

个人中心

更改密码，我的设备，关于，退出登录。

AI文件管理

可进入查看，管理设备和 APP 端的文件：同步、删除。

支持录音文件转写、摘要总结。

支持文本翻译，翻译为其他语种语言。

支持音录音文件，摘要文件，转写文件分享。

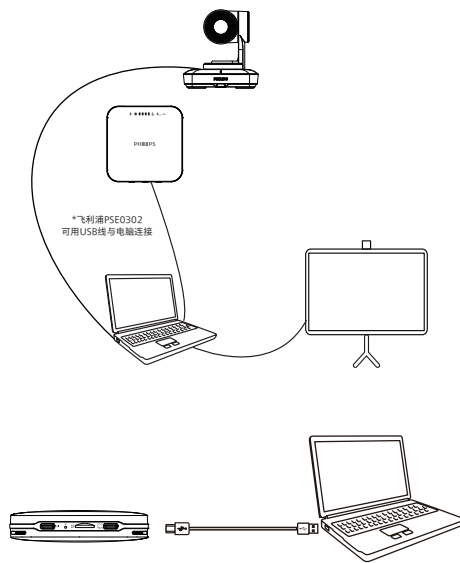
支持本地设备文件的删除，搜索，重命名。

注：设备上所有的录音文件，分为已同步，跟未同步音文件，未同步文件可点击对应项录音文件，就可同步录音文件到手机 app；已同步到手机的录音文件可使用 AI 文件管理功能。

本机保存的录音文件为加密的，只能提供配套的 app 进行播放，或者解密后才能用其它播放器进行播放。

扩展使用

- PSE0302单独使用时可以和电脑通过有线方式配合使用。
- PSE0302可与PSE0600通过有线方式配合使用。



温馨提示

- 了解更多使用操作，请访问：
www.philips.com/voicetracer

PHILIPS

保修卡

此产品是一款设计精良的数码产品，在正确使用及保养下应能正确地表现其优越性能。自购买日期始，整机保修一年。关于主要部件保修期限，按照国家消费法规定执行。多功能视讯设备中国区总经销（深圳市京华数码科技有限公司）将按下列保用条款持卡用户提供免费保修服务。

保用条例：

保用服务只限于一般正常使用下有效。一切人为损坏，例如接入不当电源，使用不当配件，不依说明书使用，因运输及其他意外而造成之损坏，非经本公司认可之维修和改装，用于商业及工业目的造成产品损坏，错误使用或疏忽而造成损坏，不适当之安装或因天灾造成损坏等，保用服务立刻失效。此保用服务并不包括附件，辅助装置，运输费。维修时请带上此卡及正本发票。

User's Name:	Model No:
用户姓名	型号
Address:	Serial No:
地址	机身编号
Tel.No:	Product Place:
电话	产地
Post Code:	
邮编	
Company Seal:	Shop name and address:
购买商品印章	购买商号名称及地址
Date of Purchase:	Tel.No/Post Code:
购买日期	电话/邮编
Invoice No:	
发票号	

产品服务热线：400 800 7890

© 2024 Speech Processing Solutions GmbH. All rights reserved.

This product has been manufactured by and is sold under the responsibility of Speech Processing Solutions GmbH, and Speech Processing Solutions GmbH is the warrantor in relation to this product.

Specifications are subject to change without notice. Philips and the Philips shield emblem are registered trademarks of Koninklijke Philips N.V. and are used under license.

Document version 1.0, 06/11/24



PHILIPS

SmartMeeting

PSE0302

360° Sound Pickup

Smart Meeting software



使用手册

User manual

Welcome

Welcome to the world of Philips! We are delighted that you choose and buy Philips products. You can have access to full set of technical support on Philips official website, such as user manuals, software downloads, and guarantee information, etc.

www.philips.com/support

Product Features

This product adopts an advanced audio processing technology to effectively suppress the impact of environmental noise and echo, with the characteristics of long-distance accurate pickup. It applies to the high-definition communication system. The product features are as follows:

- Realize 360° omnidirectional pickup via a combination of 4 digital microphones.
- Effectively suppress the impact of environmental noise and echo via the professional audio algorithms.
- Capture subtle sounds via a highly sensitive microphone with a sampling rate up to 16KHz/16bit.
- Adopt the drive-free design with plug-and-play USB interface.
- Effectively improve sound pickup via the professional acoustic design.
- Apply to modern application scenarios via fashionable design elements.

Safety Information

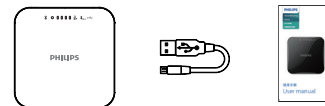
Please abide by all regulations and applicable laws on electric safety when using and operating this equipment in order to ensure the best performance of the equipment and avoid dangers or illegal situations.

Notice

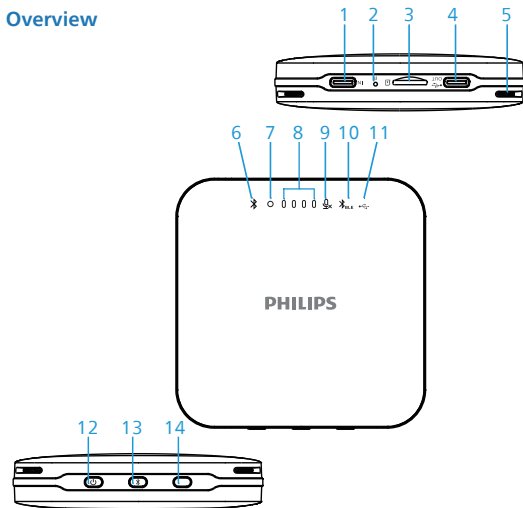
- If many external devices are connected to the computer, set the input/output device to PSE0302 in the sound setting panel in the system.
- It is recommended to use Windows 7 operating system or later versions. Prior versions may require an universal USB driver, and the compatibility may be worse, which will affect the performance of PSE0302.
- During the normal operating process of the microphone array, short press on the power button activates the mute function; then the mute indicator lamp is on, with no audio frequency output to other devices. In the mute mode, short press on the power button will restore the audio pickup of the microphone array; then the mute indicator lamp is off, resuming the audio output to other devices.

Your Device

What's in the box



Overview



- | | |
|------------------------------------|----------------------------------|
| 1 Cascade input port | 8 Battery charging indicator |
| 2 Reset hole | 9 Mute indicator |
| 3 TF card slot | 10 Bluetooth indicator(APP data) |
| 4 USB/cascade output/charging port | 11 Card reader mode indicator |
| 5 Microphone(4) | 12 Power button |
| 6 Bluetooth indicator(MIC) | 13 Bluetooth button |
| 7 Recording indicator | 14 Record button |

Instructions for use

Download/Use APP

1.Scan the QR code and select the corresponding system to download and install the app;



APP name: Philips Smart Meeting

URL: http://apihk.car-boy.com.cn:6688/panorama/app/pse/pse_smartmeeting.html

2. After the installation is completed, please register your mobile phone number for the first time, after the registration is completed, use your mobile phone number to log in;
3. Login is complete, the device is switched on; click to start connecting the device, the Bluetooth name of the device is: PSE0302BLE_XXXXXX

The last 6 bits correspond to the unique random code of the machine;

4. After the device is successfully connected, enter into the main interface of the recording

Note: After successful connection, the device will be bound to the current account by default, other accounts to use the device, you need to unbind the Bluetooth name of the device in the current account's 'Personal Centre->My Devices', in order to be bound to use.

Voice Recording Control

Support control device recording start, pause, end.

Recording Settings

Recordings can be set to automatically save segmented time, device time can be calibrated, capacity can be queried, and devices can be disconnected.

Personal Centre

Change Password, My Device, About, Log Out.

AI Document Management

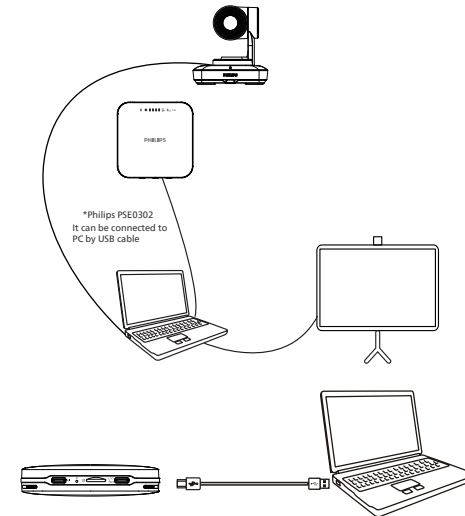
Access to view, manage files on device and APP side: sync, delete. Support transcription of recording files, summary summaries. Support text translation, translation to other languages. Support audio recording file, summary file, transcription file sharing. Support deleting, searching and renaming files on local devices.

Note: All recording files on the device are divided into synchronised and unsynchronised audio files, unsynchronised files can be synchronised to the mobile phone app by clicking on the corresponding recording file; recording files that have been synchronised to the mobile phone can be used with the AI file management function.

The recording files saved by this device are encrypted, and can only be played by the supporting app, or decrypted to be played by other players.

Expanded Use

- When used alone, PSE0302 can be connected to a computer by cables.
- PSE0302 can be used in conjunction with PSE0600 via cable connection.



Reminder

- To know more about operations, please visit: www.philips.com/voicetracer

PHILIPS

Warranty Card

This product is made of high quality material and great care has been taken in its manufacture. It is designed to give good performance provided it is properly operated and maintained. The product is sold subject to the understanding that if any defect in manufacture or material shall appear within 12 months, the warranty period is subject to country Consumer Law, Jingwah Digital Service will arrange for such defect to be rectified without change under the following warranty items and conditions.

Warranty Terms and Conditions:

The defect is not due to use of the product for other than domestic purposes, or an incorrect voltage, or use of improper accessories, or contrary to operating instructions, or to accidental damage(whether in transit or otherwise), misuse, neglect or inexact repair, or incorrect installation, or the product is excessively used for improper purposes other than daily consumption, or accessories belonging to the product, transportation. Present this warranty card and sales invoice when demanding service from Philips authorized service centres.

User's Name: 用户姓名.....	Model No: 型号.....
Address: 地址.....	Serial No: 机身编号.....
Tel.No: 电话.....	Product Place: 产地.....
Post Code: 邮编.....	
Company Seal: 购买商品印章.....	Shop name and address: 购买商名称及地址.....
Date of Purchase: 购买日期.....	Invoice No: 发票号.....
	Tel.No/Post Code: 电话/邮编.....

Product Service Hotline: 400 800 7890

© 2024 Speech Processing Solutions GmbH. All rights reserved.

This product has been manufactured by and is sold under the responsibility of Speech Processing Solutions GmbH, and Speech Processing Solutions GmbH is the warrantor in relation to this product.

Specifications are subject to change without notice. Philips and the Philips shield emblem are registered trademarks of Koninklijke Philips N.V. and are used under license.

Document version 1.0, 06/11/24

